

Capacitors with Screw Terminals	B41876
LL Grade	B43876

**For professional power supplies
High CV product**



Construction

- Charge-discharge proof, polar
- Aluminum case with insulating sleeve
- Poles with screw terminal connetions

Features

- Very compact i.e.high CV product
- High reliability and high ripple curent capability

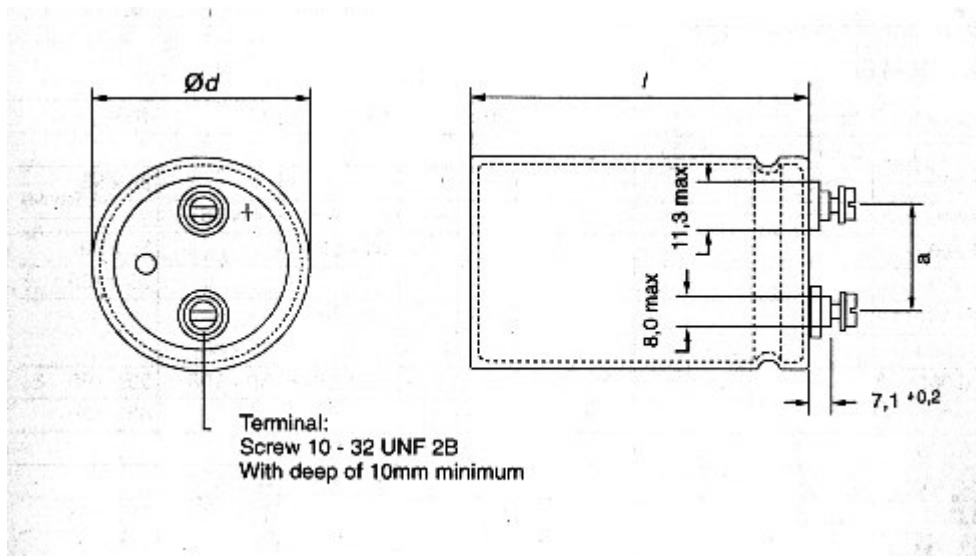
Applications

- General industrial electronics
- For switched-mode power supplies professional electronics

Specifications and characteristics in brief

	<i>B 41876</i>	<i>B43876</i>
Rated voltage VR	16...100 Vdc	250...400 Vdc
Surge voltage VS	1,15 VR	1,15 VR (for VR = 250 Vdc) 1.1 VR (for VR ≥ 300 Vdc)
Rated capacitance CR	1 000...22 000 µf	470...7 000 µf
Capacitance tolerance	-10/+30 % (Q)	-10/+30 % (Q)
Service life		
40° C, VR	>200 000h (1,3 IacR,85°C)	> 200 000 h (1,3 IacR, 85° C)
85° C, VR ; IacR	> 4 000h	> 4 000h
Fraction failure	≤1% (during the service life)	≤1% (during the service life)
Failure rate	≤ 40 fit (≤40 10 -9/h)	≤ 40 fit (≤ 40 10-9/h)
Voltage endurance test	2 000 h, 85° C (at VR)	2000 h, 85 ° C (at VR)
IEC climatic category	In accordance with IEC 68-1 ≤ 100 Vdc: 40/85/56 (-40° C/+85 °C, 56 days of damp heat, steady state test) > 100 Vdc :25/85/56 (-25 °C/+85 °C, 56 days of damp heat, steady state test)	
Sectional specifications	IEC 384-4 DIN 45 910 part 12	

	B 41876	B43876
Vibration resistance	In accordance with IEC 68-2-6, test FC: displacement amplitude 0,75 mm, frequency range 10...55 Hz, acceleration max.10 g, duration 3 x 2 h.	



<i>Dimensions (mm)</i>			<i>Approx. Weight (g)</i>	<i>Packing units (pieces)</i>
d+1	/±2	a±0,4		
35	55	12,7	69	50
35	80	12,7	96	50
35	105	12,7	117	50
50	80	22,2	182	20
50	105	22,2	292	20
50	120	22,2	302	10
65	105	28,6	380	10
65	120	28,6	494	5
75	145	31,7	735	5
75	220	31,7	1262	5

Overview of available types

Type B 41876

V_R (Vdc)	16	40	50	75	100
CR (μ f)	Case dimensions d x l (mm)				
1 000					
1 100				35x105	
2 200					35 x 80
4 700				35x80	50x80 65x105
10 000		35x80		50x105	50x120
22 000	50x80		50x105		

Type B 43876

V_R (Vdc)	250	300	350	400
CR (μ f)	Case dimensions d x l (mm)			
470	35x80			
1 000			65x105	
1 600				65x120
2 200	65x105			
3 300			75x145	75x145
6 000		75x220	75x220	75x220
7 000	75x220			

The capacitance and voltage ratings listed above are available in smaller cases upon request.

Other voltage and capacitance ratings are also available upon request.

Technical data and ordering codes

<i>V_R</i> <i>V_{dc}</i>	<i>C_R</i> 120 Hz 25 °C <i>μf</i>	<i>Case</i> <i>Dimensions</i> <i>d x l</i> <i>mm</i>	<i>I_{L max}</i> <i>5 min</i> 25 °C <i>μA</i>	<i>ESR_{typ}</i> 120 Hz 25 °C <i>mΩ</i>	<i>ESR_{max}</i> 120 Hz 25 °C <i>mΩ</i>	<i>I_{ac max}</i> 120 Hz 40 °C <i>A</i>	<i>I_{acR}</i> 120 Hz 85 °C <i>A</i>	<i>Ordering</i> <i>code</i> <i>Short Code</i>
B41876-								
16	2 2000	50x80	2116	35	46	9,88	3,8	-A4229-Q
40	10 000	35X80	1900	33	44	15,6	6,0	-A7109-Q
50	22 000	50X105	3150	15	20	23,4	9,0	-A6229-Q
75	1 100	35X105	3000	165	220	4,94	1,9	-A0118-Q
	4 700	35X80	1030	59	78	10,4	4,0	-A0478-Q
	10 000	50X105	2600	28	37	18,2	7,0	-A0109-Q
100	2 200	35X80	1410	101	134	7,80	3,0	-A9228-Q
	4 700	50X80	2060	47	63	13,0	5,0	-F9478-Q
	4 700	65X105	2820	54	72	13,0	5,0	-A9478-Q
	10 000	50X120	3000	22	29	23,4	9,0	-A9109-Q
B43876-								
250	470	35x80	1030	236	314	3,90	1,5	-A2477-Q
	2 200	65X105	2220	50	67	17,7	6,8	-A2228-Q
	7 000	75X220	3960	15	20	35,4	14	-A2708-Q
300	6 000	75X220	6000	20	26	30,4	12	-A3608-Q
350	1 000	65X105	1770	110	147	10,4	4,0	-A4108-Q
	3 300	75X145	3220	34	45	26,0	10	-A4338-Q
	6 000	75X220	4350	20	26	35,4	14	-A4608-Q
400	1 600	65X120	1920	392	522	25,7	9,9	-A9168-Q
	3 300	75X145	3960	245	326	3905	15	-A9338-Q
	6 000	75X220	7200	152	203	61,9	24	-A9508-Q

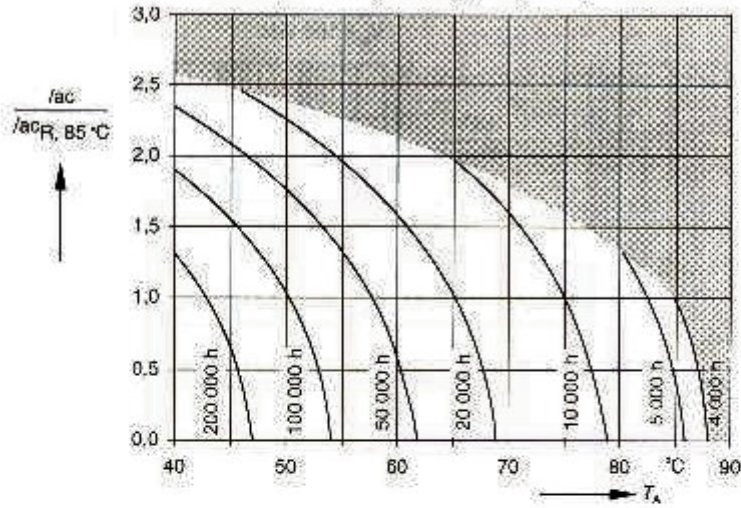
How to determine the ordering code

To obtain the required ordering code, prefix the type number to the short code.

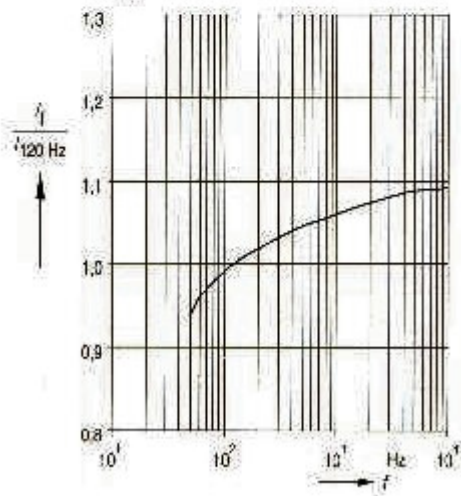
E.g: B43876-A2708-Q

	<i>V_R</i> = 16...100 Vdc	<i>V_R</i> = 250...400 Vdc
Type number	B41876-	B43876-

Service life
versus temperature T_A under ripple operating conditions ¹⁾



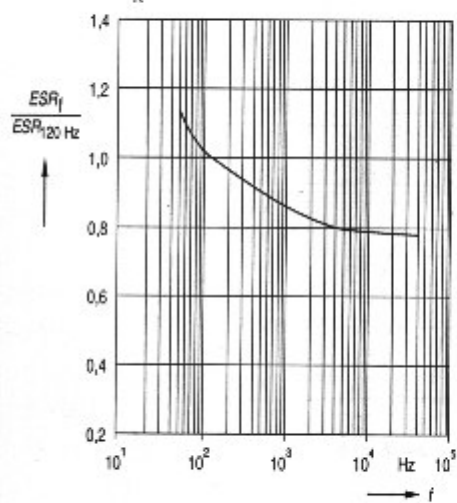
Permissible ripple current i_{ac}
versus frequency f
 $V_R \leq 100$ Vdc



Permissible ripple current i_{ac}
versus frequency f
 $V_R \geq 160$ Vdc



Equivalent series resistance ESR
versus frequency f
Typical behavior
 $V_R \leq 100$ Vdc



Equivalent series resistance ESR
versus frequency f
Typical behavior
 $V_R \geq 160$ Vdc

